

## DATASHEET EASYSTONE ELECTRIC

Model	LVE0310 ESY	LVE0318 ESY	LVE0508 ESY	LVE0511 ESY	LVE0515 ESY	LVE0518 ESY	LVE0805 ESY	LVE1105 ESY	LVE1505 ESY
Rated power	250 W	400 W	500 W	600 W	1000 W	1400 W	500 W	600 W	1000 W
Power input	230Vac +/-10% 50 Hz								
Insulation class	CLASS II								
Case protection index	IPX4								
Dimension L*H*P ±1% (fig. 1)	300*1000 *60 mm	300*1800 *60 mm	550*860* 60 mm	550*1100 *60 mm	550*1500 *60 mm	550*1800 *60 mm	860*550* 60 mm	1100*550 *60 mm	1500*550* 60 mm
Weight	19 kg	34 kg	27 kg	36 kg	48 kg	58 kg	27 kg	36 kg	48 kg
Wheelbase drilling fixing (L*H) (fig 2)	225*800 mm	225*1600 mm	360*755 mm	360*995 mm	455*1300 mm	455*1600 mm	660*455 mm	880*455 mm	1280*455 mm
Power cable	Leng 1200 mm, no plug, 3*1 con Fil Pilot (remote control sistem), out down right (fig. 1)								
Working temperature	0 – 50°C								
Storage temperature	0 – 85°C								
Operating relative humidity	0 – 85% non-condensing								
Setting temperature	digital with setting knob; daily programming (24 programs); control position: right side of the appliance (fig. 1)								
Range setting temp.	7 – 30°C								
Temperature resolution	1/10°C								
Certification	<b>CE</b>								
European directives	2006/95/CE, 2004/108/CE, 2002/96/CE								
Harmonised standards	EN 60335-1 (2004-04), EN 60335-2-30 (2006-05), EN 60335-2-43								
Package provides	N° 3 hooks; N° 3 wall plugs are suitable for brick or concrete walls								



### INSTALLATION NOTES FOR PRODUCT SAFETY

- 1 - Do not install the product above or below electrical sockets
- 2 - Do not install the product behind curtains
- 3 - Do not cover the product
- 4 - Leave 100 mm gap all around the appliance

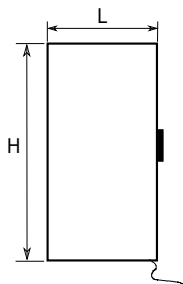


Fig. 1

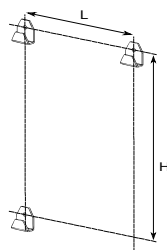


Fig. 2

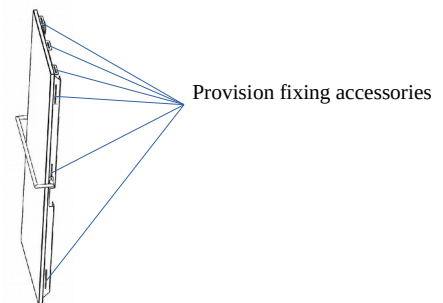


Fig. 3

## ACCESSORY

### TOWEL RACK 304 stainless steel brushed or polished

Model	LVE0310	LVE0318	LVE0508	LVE0511	LVE0515	LVE0518	LVE0805	LVE1105	LVE1505
Polished									
ACP0300FO0NSP0	X	X	X	X	X	X			
ACP0500FO0NSP0	X	X	X	X	X	X			
ACP0300FC0NSP0	X	X							
ACP0500FC0NSP0			X	X	X	X			
ACP0300TQ0NSP0	X	X							
ACP0500TQ0NSP0			X	X	X	X			
ACP0300TT0NSP0	X	X							
ACP0500TT0NSP0			X	X	X	X			
Brushed									
ACP0300FO0NLC0	X	X	X	X	X	X			
ACP0500FO0NLC0	X	X	X	X	X	X			
ACP0300FC0NLC0	X	X							
ACP0500FC0NLC0			X	X	X	X			
ACP0300TQ0NLC0	X	X							
ACP0500TQ0NLC0			X	X	X	X			
ACP0300TT0NLC0	X	X							
ACP0500TT0NLC0			X	X	X	X			

### HANGER 304 stainless steel brushed or polished

Model	LVE0310	LVE0318	LVE0508	LVE0511	LVE0515	LVE0518	LVE0805	LVE1105	LVE1505
Polished									
ACA0000FO0NSP0	X	X	X	X	X	X	X	X	X
ACA0000FO1NSP0	X	X	X	X	X	X	X	X	X
ACA0000FO2NSP0	X	X	X	X	X	X	X	X	X
ACA0000TQ0NSP0	X	X	X	X	X	X	X	X	X
ACA0000TT0NSP0	X	X	X	X	X	X	X	X	X
Brushed									
ACA0000FO0NLC0	X	X	X	X	X	X	X	X	X
ACA0000FO1NLC0	X	X	X	X	X	X	X	X	X
ACA0000FO2NLC0	X	X	X	X	X	X	X	X	X
ACA0000TQ0NLC0	X	X	X	X	X	X	X	X	X
ACA0000TT0NLC0	X	X	X	X	X	X	X	X	X

For fixing the towel rail and hangers see predispositions in Figure 3