

## DATASHEET GRANSASSO ELECTRIC

| Model                                      | LVE0310<br>GSS  | LVE0318<br>GSS     | LVE0508<br>GSS    | LVE0511<br>GSS     | LVE0515<br>GSS     | LVE0518<br>GSS     | LVE0805<br>GSS    | LVE1105<br>GSS     | LVE1505<br>GSS     |
|--|---|--------------------|-------------------|--------------------|--------------------|--------------------|-------------------|--------------------|--------------------|
| Rated power                                | 250W  | 400 W              | 500 W             | 600 W              | 1000 W             | 1400 W             | 500 W             | 600 W              | 1000 W             |
| Power input                                | 230Vac +/-10% 50 Hz   |                    |                   |                    |                    |                    |                   |                    |                    |
| Insulation class                           | CLASS II  |                    |                   |                    |                    |                    |                   |                    |                    |
| Case protection index                      | IPX4  |                    |                   |                    |                    |                    |                   |                    |                    |
| Dimension L*H*P<br>±1% (fig. 1)            | 300*1000<br>*60 mm  | 300*180<br>0*60 mm | 550*860*<br>60 mm | 550*110<br>0*60 mm | 550*150<br>0*60 mm | 550*180<br>0*60 mm | 860*550*<br>60 mm | 1100*55<br>0*60 mm | 1500*550<br>*60 mm |
| Weight                                     | 19 kg   | 34 kg              | 27 kg             | 36 kg              | 48 kg              | 58 kg              | 27 kg             | 36 kg              | 48 kg              |
| Wheelbase drilling<br>fixing (L*H) (fig 2) | 225*600<br>mm   | 225*160<br>0 mm    | 360*755<br>mm     | 360*995<br>mm      | 455*130<br>0 mm    | 455*160<br>0 mm    | 660*455<br>mm     | 880*455<br>mm      | 1280*455<br>mm     |
| Power cable                                | Leng 1200 mm, no plug, 3*1 con Fil Pilot (remote control sistem), out down right (fig. 1)                             |                    |                   |                    |                    |                    |                   |                    |                    |
| Working temperature                        | 0 – 50°C  |                    |                   |                    |                    |                    |                   |                    |                    |
| Storage temperature                        | 0 – 85°C  |                    |                   |                    |                    |                    |                   |                    |                    |
| Operating relative<br>humidity             | 0 – 85% non-condensing  |                    |                   |                    |                    |                    |                   |                    |                    |
| Setting temperature                        | digital with setting knob; daily programming (24 programs); control position: right side of the<br>appliance (fig. 1) |                    |                   |                    |                    |                    |                   |                    |                    |
| Range setting temp.                        | 7 – 30°C  |                    |                   |                    |                    |                    |                   |                    |                    |
| Temperature resolution                     | 1/10°C  |                    |                   |                    |                    |                    |                   |                    |                    |
| Certification                              | <b>CE</b>   |                    |                   |                    |                    |                    |                   |                    |                    |
| European directives                        | 2006/95/CE, 2004/108/CE, 2002/96/CE   |                    |                   |                    |                    |                    |                   |                    |                    |
| Harmonised standards                       | EN 60335-1 (2004-04), EN 60335-2-30 (2006-05), EN 60335-2-43  |                    |                   |                    |                    |                    |                   |                    |                    |
| Package provides                           | N° 3 hooks; N° 3 wall plugs are suitable for brick or concrete walls  |                    |                   |                    |                    |                    |                   |                    |                    |



### INSTALLATION NOTES FOR PRODUCT SAFETY

- 1 - Do not install the product above or below electrical sockets
- 2 - Do not install the product behind curtains
- 3 - Do not cover the product
- 4 - Leave 100 mm gap all around the appliance

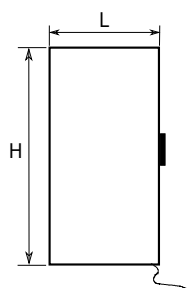


Fig. 1

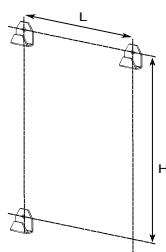


Fig. 2

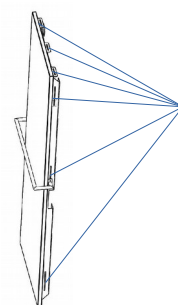


Fig. 3

Provision fixing accessories

## ACCESSORY

### TOWEL RACK 304 stainless steel brushed or polished

| Model          | LVE0310 | LVE0318 | LVE0508 | LVE0511 | LVE0515 | LVE0518 | LVE0805 | LVE1105 | LVE1505 |
|----------------|---------|---------|---------|---------|---------|---------|---------|---------|---------|
| Polished       |         |         |         |         |         |         |         |         |         |
| ACP0300FO0NSP0 | X       | X       | X       | X       | X       | X       |         |         |         |
| ACP0500FO0NSP0 | X       | X       | X       | X       | X       | X       |         |         |         |
| ACP0300FC0NSP0 | X       | X       |         |         |         |         |         |         |         |
| ACP0500FC0NSP0 |         |         | X       | X       | X       | X       |         |         |         |
| ACP0300TQ0NSP0 | X       | X       |         |         |         |         |         |         |         |
| ACP0500TQ0NSP0 |         |         | X       | X       | X       | X       |         |         |         |
| ACP0300TT0NSP0 | X       | X       |         |         |         |         |         |         |         |
| ACP0500TT0NSP0 |         |         | X       | X       | X       | X       |         |         |         |
| Brushed        |         |         |         |         |         |         |         |         |         |
| ACP0300FO0NLC0 | X       | X       | X       | X       | X       | X       |         |         |         |
| ACP0500FO0NLC0 | X       | X       | X       | X       | X       | X       |         |         |         |
| ACP0300FC0NLC0 | X       | X       |         |         |         |         |         |         |         |
| ACP0500FC0NLC0 |         |         | X       | X       | X       | X       |         |         |         |
| ACP0300TQ0NLC0 | X       | X       |         |         |         |         |         |         |         |
| ACP0500TQ0NLC0 |         |         | X       | X       | X       | X       |         |         |         |
| ACP0300TT0NLC0 | X       | X       |         |         |         |         |         |         |         |
| ACP0500TT0NLC0 |         |         | X       | X       | X       | X       |         |         |         |

### HANGER 304 stainless steel brushed or polished

| Model          | LVE0310 | LVE0318 | LVE0508 | LVE0511 | LVE0515 | LVE0518 | LVE0805 | LVE1105 | LVE1505 |
|----------------|---------|---------|---------|---------|---------|---------|---------|---------|---------|
| Polished       |         |         |         |         |         |         |         |         |         |
| ACA0000FO0NSP0 | X       | X       | X       | X       | X       | X       | X       | X       | X       |
| ACA0000FO1NSP0 | X       | X       | X       | X       | X       | X       | X       | X       | X       |
| ACA0000FO2NSP0 | X       | X       | X       | X       | X       | X       | X       | X       | X       |
| ACA0000TQ0NSP0 | X       | X       | X       | X       | X       | X       | X       | X       | X       |
| ACA0000TT0NSP0 | X       | X       | X       | X       | X       | X       | X       | X       | X       |
| Brushed        |         |         |         |         |         |         |         |         |         |
| ACA0000FO0NLC0 | X       | X       | X       | X       | X       | X       | X       | X       | X       |
| ACA0000FO1NLC0 | X       | X       | X       | X       | X       | X       | X       | X       | X       |
| ACA0000FO2NLC0 | X       | X       | X       | X       | X       | X       | X       | X       | X       |
| ACA0000TQ0NLC0 | X       | X       | X       | X       | X       | X       | X       | X       | X       |
| ACA0000TT0NLC0 | X       | X       | X       | X       | X       | X       | X       | X       | X       |

For fixing the towel rail and hangers see predispositions in Figure 3